
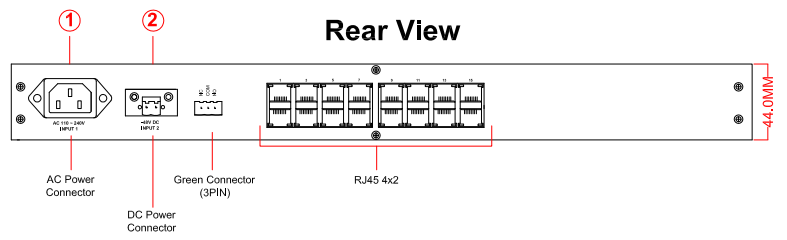
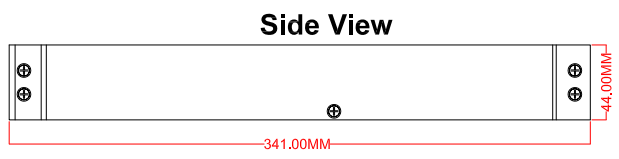
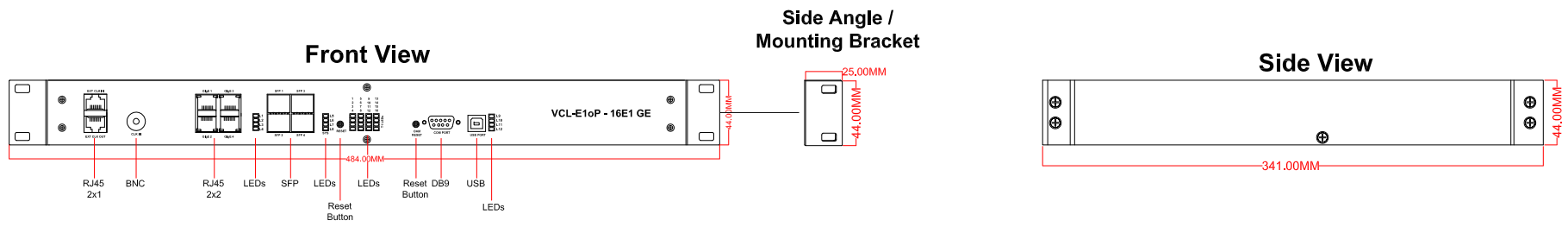


APPR. CHECK DATE REVISION

NAME CHECK CHECK DATE REVISION

1 2 3 4 5 6 7 8 9 10 11 12 13 14 15

Mechanical Drawing of VCL-E1oP - 16E1 GE Version



S.N	Connector	Definition and Part No.
1		3 Pin Male Power AC Connector ICE 60320 C14
2		2 Pin Male Terminal

VCL-E1oP 16E1 GE	
Mechanical Specifications	
Width	485 MM
Height	44.0 MM
Depth	341.0 MM
Weight	2.7 Kgs

Front Clearance	: 35.0 MM
Rear Clearance	: 100.0 MM
Top Clearance	: 15.0 MM (1T)
Bottom Clearance	: 15.0 MM (1T)

Title: Mechanical Drawing of VCL-E1oP 16E1 GE



Drawing No:
EMD-E1oP/16E1/GE/001

Date	Rev	Sheet	01
July 13, 2020	01	Next Sheet	00