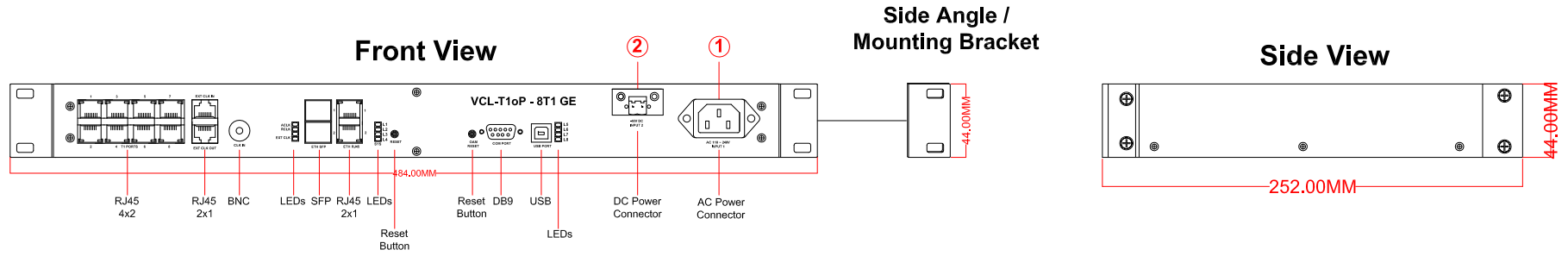
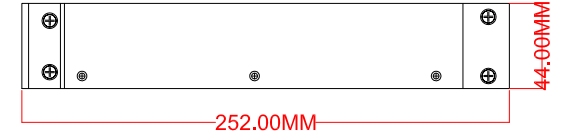


Mechanical Drawing of VCL-T1oP - 8T1 GE Version



Side Angle / Mounting Bracket


Side View



Rear View



Top View



S.N	Connector	Definition and Part No.
1		3 Pin Male Power AC Connector ICE 60320 C14
2		2 Pin Male Terminal

VCL-T1oP 8T1 GE	
Mechanical Specifications	
Width	484 MM
Height	44.0 MM
Depth	252.0 MM
Weight	2.2 Kgs

Front Clearance	: 50MM
Rear Clearance	: 40MM
Top Clearance	: 15.0 MM (1T)
Bottom Clearance	: 15.0 MM (1T)

The Drawing and any information or descriptive matter set out hereon are the confidential property of Valiant Communications and must not be disclosed, loaned, copied or used for manufacturing, tendering or any other purpose without their written permission.

Title: Mechanical Drawing of VCL-T1oP 8T1 GE



VCL

Drawing No:
EMD-T1oP/8T1/GE/001

Date	Rev	Sheet	01
July 14, 2020	01	Next Sheet	END